



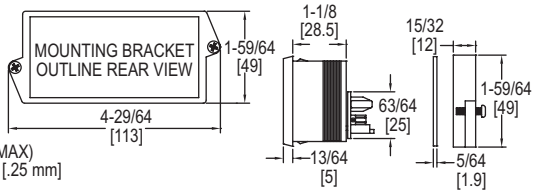
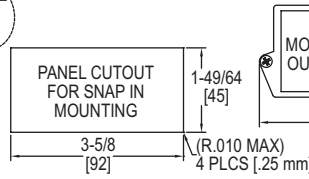
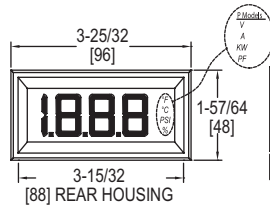
SERIES DPMA, DPMW, DPMP, & DPML

LCD DIGITAL PANEL METERS

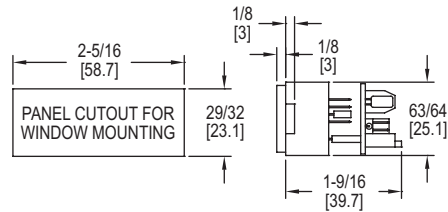
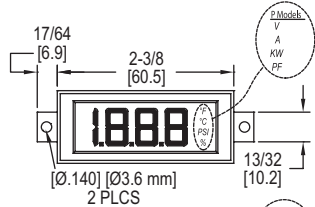
3-1/2 & 4-1/2 Digit LCD, User Selectable Engineering Units, Panel Mount



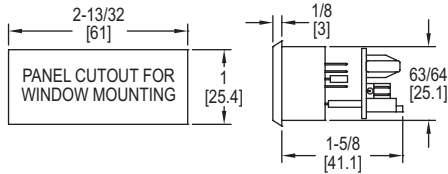
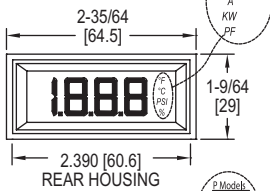
DPMA



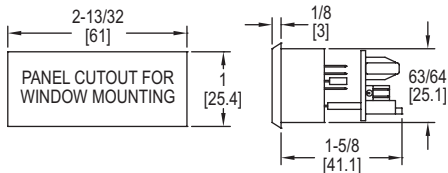
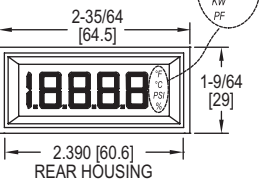
DPMW



DPMP



DPML



The Series DPMA, DPMW, DPMP, & DPML LCD Digital Panel Meters provide easy viewing on the 3-1/2 or 4-1/2 digit LCD display. On the DPMP and DPML the snap-in bezel mount eliminates mounting hardware for quick installation. The DPMA has a high contrast display for easy viewing in a standard 1/8 DIN package. The DPMW window mounts using two screws to sit flush within the panel cutout. This series can accept 4-20 mA, 0-200 mVDC, 0-5 VDC, or 0-10 VDC input signal and requires a 24 VDC power supply to illuminate the colored segments.

FEATURES/BENEFITS

- Panel mount for quick installation
- 3-1/2 or 4-1/2 digit with 0.45" or 1" segments
- Colored segments available in black, red, amber, green, or blue
- Jumper selectable engineering units and decimal point positions

APPLICATIONS

- Display process values from pressure, humidity, temperature, voltage, current, watt, or power factor transmitters

ACCESSORIES

Model	Description
DPM-12P	Regulated 120 VAC to 12 VDC power supply
DPM-24P	Regulated 120 VAC to 24 VDC power supply

SPECIFICATIONS

Input: DPMX-4XX(P): 4-20 mA; DPMX-5XX(P): 0-200 mVDC, 0-5 VDC, or 0-10 VDC.
Input Impedance: DPMX-4XX(P): 300Ω nominal; DPMX-5XX(P): 390Ω nominal.
Accuracy: DPMA: ±(0.05% FS + 1 count); DPMW/P/L: ±(0.1% FS + 2 count).
Power Supply: DPMX-4XX(P): Powered by control loop; DPMX-5XX(P): 12 VDC or 24 VDC.
Backlight Power Supply: 24 VDC @ 35 mA typical.
Span and Zero: Adjustable (±1999 counts).
Display: DPMA: 3-1/2 digits, 7 segments, 1" (25.4 mm) H; DPMP/W: 3-1/2 digits, 7 segments, 0.45" (11.4 mm) H; DPML: 4-1/2 digits, 7 segments, 0.45" (11.4 mm) H.

Decimal Points: DPMA/W/P: 3-position, user selectable; DPML: 4-position, user selectable.
Polarity: Automatic, "-" displayed.
Operating Temperature: 32 to 122°F (0 to 50°C).
Storage Temperature: -4 to 158°F (-20 to 70°C).
Mounting: DPMA: Snap-in panel mount or clamp (gasket included); DPMW: Window mount; DPMP/L: Snap-in bezel mount.
Connection: Screw terminals.
Conversion Rate: 3 per s.
Warm-Up: 10 minutes typical.
Weight: DPMA: 4 oz (113.4 g); DPMW/P/L: 2 oz (56.7 g).

MODEL CHART

Model	Input	Segments	Engineering Units	Digit	Model	Input	Segments	Engineering Units	Digit
DPMA-401	Current	Amber	°F, °C, %, psi	3-1/2"	DPMW-401P	Current	Amber	V, A, KW, PF	3-1/2"
DPMA-402	Current	Red	°F, °C, %, psi	3-1/2"	DPMW-402P	Current	Green	V, A, KW, PF	3-1/2"
DPMA-404	Current	Green	°F, °C, %, psi	3-1/2"	DPMW-403P	Current	Red	V, A, KW, PF	3-1/2"
DPMA-501	Voltage	Amber	°F, °C, %, psi	3-1/2"	DPMP-401*	Current	Amber	°F, °C, %, psi	3-1/2"
DPMA-502	Voltage	Red	°F, °C, %, psi	3-1/2"	DPMP-402*	Current	Green	°F, °C, %, psi	3-1/2"
DPMA-504	Voltage	Green	°F, °C, %, psi	3-1/2"	DPMP-403*	Current	Red	°F, °C, %, psi	3-1/2"
DPMA-401P	Current	Amber	V, A, KW, PF	3-1/2"	DPMP-501*	Voltage	Amber	°F, °C, %, psi	3-1/2"
DPMA-402P	Current	Red	V, A, KW, PF	3-1/2"	DPMP-502*	Voltage	Green	°F, °C, %, psi	3-1/2"
DPMA-404P	Current	Green	V, A, KW, PF	3-1/2"	DPMP-503*	Voltage	Red	°F, °C, %, psi	3-1/2"
DPMA-501P	Voltage	Amber	V, A, KW, PF	3-1/2"	DPMP-401P*	Current	Amber	V, A, KW, PF	3-1/2"
DPMA-502P	Voltage	Red	V, A, KW, PF	3-1/2"	DPMP-402P*	Current	Green	V, A, KW, PF	3-1/2"
DPMA-504P	Voltage	Green	V, A, KW, PF	3-1/2"	DPMP-403P*	Current	Red	V, A, KW, PF	3-1/2"
DPMW-401	Current	Amber	°F, °C, %, psi	3-1/2"	DPMP-501P*	Voltage	Amber	V, A, KW, PF	3-1/2"
DPMW-402	Current	Green	°F, °C, %, psi	3-1/2"	DPMP-502P*	Voltage	Green	V, A, KW, PF	3-1/2"
DPMW-403	Current	Red	°F, °C, %, psi	3-1/2"	DPMP-503P*	Voltage	Red	V, A, KW, PF	3-1/2"

*For 4-1/2 digit display, change DPMP to DPML. Example: DPML-401